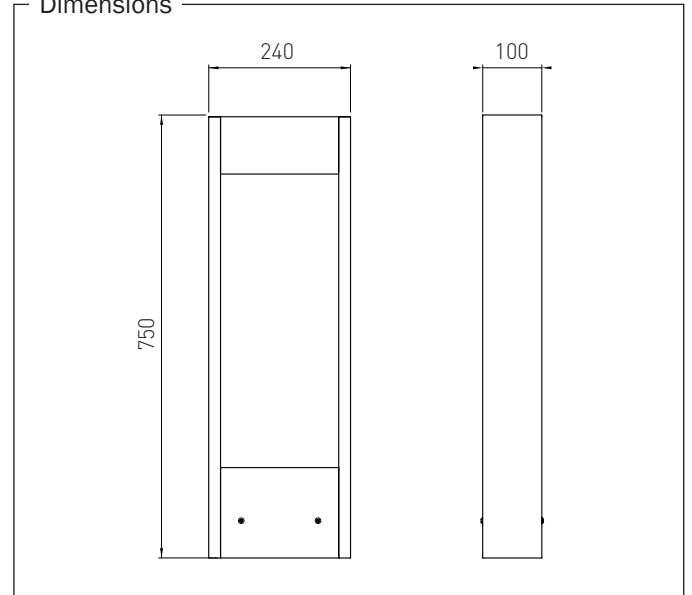
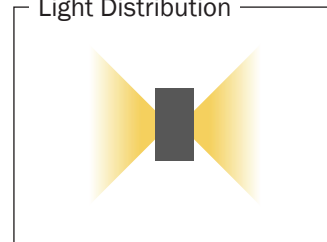




Dimensions



Light Distribution



EN 60598 LED IP65 IK08  CE

Product Description

Corrosion resistant aluminium body
 Acrylic diffuser
 Stainless steel screws
 Waterproof and durable silicone gaskets
 Chromate coating
 Electrostatic polyester powder coating
 Anchorage unit with galvanized
 Mechanical impact resistance IK08
 Protection grade IP66
 Electrical Installation Class I

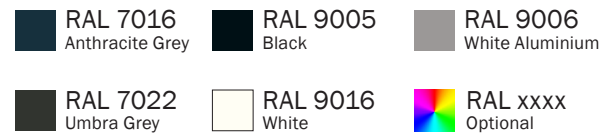
Lamp & Optics

Up to 100 lm/w
 3000K - 4000K - 6500K
 220-240(V) 50-60(Hz)

Options

DALI controllable

Color Options



Application

Light building elements are luminous design elements for public areas. They are particularly suitable for dividing and structuring outdoor spaces. They can be used to guide or lead peoples and vehicles. Their attention-drawing power is considerably greater than that of pole-top luminaires. Light building elements can be used to serve or highlight the architectural structure